



Typ USE-2

Domestic hot water heater exclusively stainless steel to ANSI 316L / 316 Ti

From 200 to 1000 liter

- For use with district heating, solar, boilers, and condensing technology
- with two internal smooth pipe registers
- Corrosion resistant
- Connection for electric heater G 1 1/2"
- Thermostat connection G 1/2"
- Heating in the lower ground area also
- Hygienic through smooth pipe register

Designed, manufactured and tested according to DIN 4753, DIN EN 12897, and company standards in addition to PED-European Equipment Directive. Production monitored and certified by TÜV Rheinland. TIG but-welded with no crease. Complete tank dip-pickled and passivated.

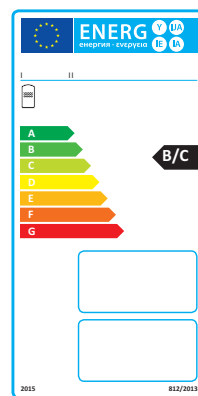
Operating pressure	max. 10 bar
Operating pressure smooth pipe register	max. 25 bar
Operating temperature	max. 95°C
Operating temperature smooth pipe register	max. 200°C

Accessories - optional:


- Dipping sleeve G 1/2" made out of stainless steel ANSI 316 Ti, L = 200 mm
- Thermometer
- Flange cover with G 1 1/2" connection for electric heater
- Screw-in heater 12 kW
- Flange heater 15 kW

Insulation:

- 100 mm covered with PS-jacket
- colour RAL 9022 silver
- other colours on demand
- fire classification B2
- CE-marking
- CFC-free
- 100% recyclable



European energy label



Head quarter:

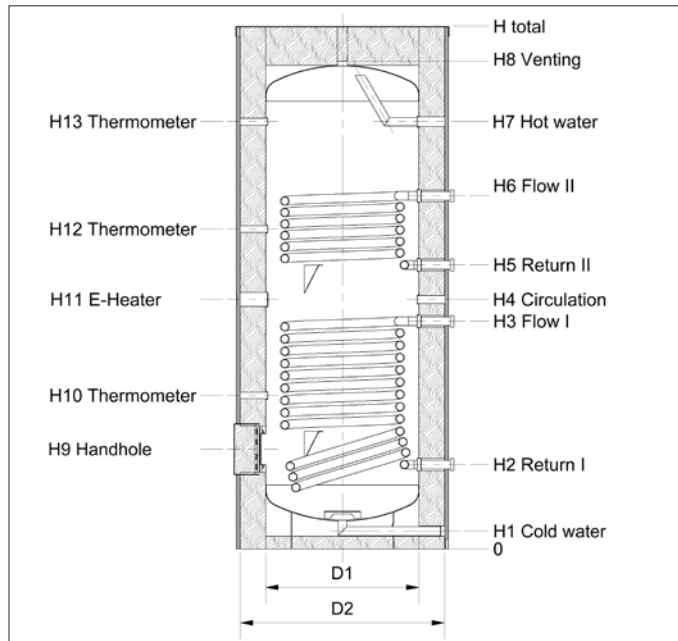
DINOX-D®
 Edelstahlprodukte GmbH
 Im Hegen 14 a
 D-22113 Oststeinbek
 Tel. +49(0)40-71 39 09-28
 Fax +49(0)40-71 39 09-87
 info@dinox-d.de
 www.dinox-d.de

Technical Department:

D-23970 Wismar
 Tel. +49(0)38 41-303 48-0
 Fax +49(0)38 41-303 48-29
 technik@dinox-d.de



Domestic hot water heater exclusively stainless steel to ANSI 316L / 316 Ti



Energy related Product (ErP) Directive

Product data sheet

Acc. to (1) Commission Regulation (EU)
No 814/2013: „ecodesign requirements of“

(2) Commission deligated regulation (EU)
No 812/2013: „Energy labelling“ of
water heaters and hot water storage tanks.

- max. operating pressure: 10 bar
- max. operating pressure smooth pipe register: 25 bar
- max. operating temperature: 95° C
- max. operating temperature smooth pipe register: 200° C ***
- with two internal smooth pipe registers
- all connections acc. to ISO 228-1
- Insulation:
 - 100 mm covered with PS-jacked
 - colour RAL 9022 silver
 - other colours on demand
 - fire classification B2
 - CE-marking
 - CFC free
 - 100 % recycable
- subject to technical changes

Capacity	200	300	400	500	600	750	1000
----------	-----	-----	-----	-----	-----	-----	------

Measures in mm

H1	65	65	70	70	70	80	70
H2	305	305	330	330	350	380	405
H3	605	795	890	890	910	940	1005
H4	685	870	975	975	995	1025	1140
H5	765	945	1055	1110	1130	1115	1240
H6	1065	1260	1325	1380	1490	1430	1640
H7	1145	1375	1420	1670	1690	1720	1745
H8	1362	1612	1640	1907	1929	1989	2032
H9	365	365	390	390	410	440	465
H10	500	600	600	600	620	700	700
H11	685	870	975	975	995	1025	1140
H12	915	1100	1200	1250	1270	1300	1400
H13	1145	1375	1420	1670	1690	1720	1745
H total with insulation	1495	1745	1790	2040	2062	2123	2166
Diagonal height without insulation ±5	1385	1635	1680	1925	1950	2020	2075
D1 diameter without insulation	500	500	600	600	650	750	850
D2 diameter with insulation	700	700	800	800	850	950	1050
Weight (kg)	53	73	89	95	118	149	192
Energy efficiency class	B	B	B	B	B	C	C
Standing losses „S“ in Watt/h	47	56	68	78	86	102	119

Connections

Inspection flange*	120/180	120/180	120/180	120/180	120/180	120/180	120/180
Cold and hot water	G 1"	G 1"	G 1"	G 1"	G 1"	G 1½"	G 1½"
Circulation return	G ¾"	G ¾"	G ¾"	G ¾"	G ¾"	G ¾"	G ¾"
Thermostat	G ½"	G ½"	G ½"	G ½"	G ½"	G ½"	G ½"
Thermometer	G ½"	G ½"	G ½"	G ½"	G ½"	G ½"	G ½"
Electric heater	G 1½"	G 1½"	G 1½"	G 1½"	G 1½"	G 1½"	G 1½"
Venting	G 1"	G 1"	G 1"	G 1"	G 1"	G 1"	G 1"
Heating register	AG 1"	AG 1¼"	AG 1½"	AG 1½"	AG 1½"	AG 1½"	AG 1½"
Heating surface above in m²	0,9	0,9	0,9	0,9	1,2	1,4	1,7
Heating surface below in m²	0,9	1,4	1,8	1,8	1,8	2,4	2,8

Performance data

Performance factor acc. to DIN 4708 above	2	3	3	4	7	10	14
Performance factor acc. to DIN 4708 below	4	12	20	23	26	35	46
Continuous Performance ** above Liter/h	476	784	820	943	1016	1215	1348
Continuous Performance ** below Liter/h	978	1522	1743	1924	2012	2413	2846

* special equipment for electric heater: Flange cover with sleeve G 1½", ** during 10/80/45°C, *** Operating medium register: liquid state, not hazardous to health